

IDEAL FOR STATIONARY USE

The stationary power clamping devices from RÖHM are predestined for stationary, centric clamping of round and angular workpieces on milling machines or machining centers or for the rational clamping in automated work sequences.



Stationary application




STATIONARY POWER CLAMPING DEVICES

Stationary power clamping devices are characterized by many product advantages, which are essential for stationary, centric clamping on milling machines or machining centers or for the rational clamping in automated work sequences: Compact design for best possible work area utilization, high repeatability and constant clamping force at the same pressure, as well as maximum flexibility thanks to the centric clamping of round and angular workpieces.


ADVANTAGES AT A GLANCE

- ⊕ High efficiency thanks to automated and fast clamping in stationary use
- ⊕ Wedge hook system for high load capacity and clamping precision
- ⊕ Flexible use thanks to centric clamping of angular and round components

Stationary power clamping devices



Stationary power chuck SSP



Pneumatically-operated centering vice KZS-P



Power-operated centering vices

KZS-P



APPLICATION

Optimally suited for use in 3-, 4- and 5-axis machining centers as well as on all common zero-point clamping systems

TYPE

Pneumatically actuated centering vice in standard design. Optionally with inductive sensors. 2-jaws version.

CUSTOMER BENEFITS

- ⊕ Jaw stroke expanded by up to 20% for a larger clamping range
- ⊕ Highest clamping forces of up to 55 kN, optimal results and process reliability through precision wedge hook system
- ⊕ Optimized lubrication system for constantly high clamping forces
- ⊕ Compact design with reduced interfering contours for optimum workpiece accessibility, ideal working space utilization and optimum chip flow
- ⊕ Sturdy and low-backlash jaw guides for high repeatability

TECHNICAL FEATURES

- Jaws with cross tenon and serration

KZS-P = power-operated, centering, vice, pneumatically



Power-operated centering vices KZS-P

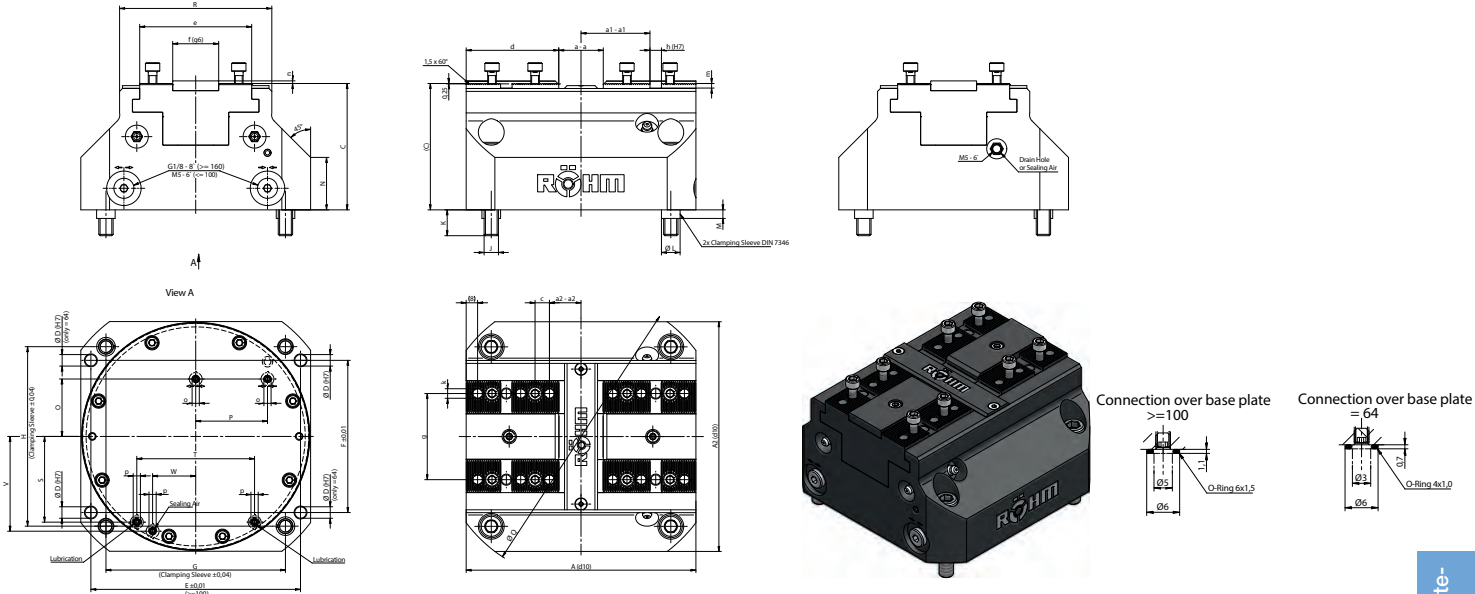
The power-operated centering vices are also available with integrated stroke sensor, which serves for clamping control and ensures optimum process monitoring and thus optimal process reliability.





Power-operated centering vices

KZS-P



Power-operated centering vice KZS-P (standard jaw stroke), basic jaws with serration 1.5 x 60° and cross-tenon interface

Item No.	181480	181482	181486	181490	181494
Item no. with inductive sensors	181580 ▲	181582 ▲	181586 ▲	181590 ▲	181594 ▲
Size	KZS-P 64	KZS-P 100	KZS-P 160	KZS-P 200	KZS-P 250
A1 mm	64	100	160	200	250
Jaw stroke B mm	2.3	2.3	3.5	4.8	6
C mm	50.7	69.2	82.2	90.2	98.2
D H7 mm	4 - 7.5T	6 - 12T	8 - 14T	8 - 14T	10 - 20T
E±0.01 mm	36	90	146	184	230
F±0.01 mm	56	64	106	146	154
G±0.04 mm	50	80	125	160	200
H±0.04 mm	50	80	125	160	200
J mm	M6	M8	M10	M10	M12
K mm	12	15	18	18	20
L mm	8	11	13	13	16
M mm	4	4.5	6	6	6
N mm	26.2	34.8	31.5	34.2	35.7 (60°)
O mm	17	32	40	50	64
P mm	17	29.5	50	65	75
Q mm	84	130	200	250	310
R mm	45	68	106	140	166
S mm	21.1	34.5	59.7	72.5	92.6
T mm	33.6	55	82	110	139.6
V mm	-27.5	44	74	87.7	110.8
W mm	0	25.5	32	48	60
a mm	12.8 - 17.4	20.4 - 25	24 - 31	34.4 - 44	34 - 46
a1 mm	12.9 - 15.2	25.7 - 28	44.5 - 48	53.2 - 58	55 - 61
a2 mm	9.9 - 12.2	14.7 - 17	18.5 - 22	32 - 27.2	24 - 30
b mm	4.8	5	8	8	11
c mm	5	7	10	10	12
d mm	23.3	37.5	64.5	78	102
e mm	30	47	78	102	125
f ⁹⁶ mm	14	20	32	40	50
g mm	24	35	60	80	90
h ^{H7} mm	4	6	8	8	10
k	M4 - 7T	M6 - 9T	M8 - 12T	M8 - 16T	M10 - 19T
k1	4	5	6	7	8
m mm	2.7	2.7	3.2	3.2	4
n mm	1.8	1.8	1.8	2.3	2.3
o mm	M3	M4	M5	M6	M6
p mm	M3	M4	M5	M5	M5
Max. operating pressure bar	9	9	9	9	6
Max. total clamping force kN	4.56	18	45	52	55
Weight kg	1.15	3.6	10.3	18.5	30.4
Cylinder volume (double stroke) cm ³	38	180	600	900	1760
Closing time s	0.1	0.25	0.5	0.6	1.1
Clamping repeatability mm	0.01	0.01	0.02	0.03	0.03



Power-operated centering vices

KZS-PG - large jaw stroke



APPLICATION

Optimally suited for use in 3-, 4- and 5-axis machining centers as well as on all common zero-point clamping systems

TYPE

Pneumatically actuated centering vice with large jaw stroke. Optionally with inductive sensors. 2-jaws version.

CUSTOMER BENEFITS

- ⊕ Jaw stroke expanded by up to 20% for a larger clamping range
- ⊕ Highest clamping forces of up to 55 kN, optimal results and process reliability through precision wedge hook system
- ⊕ Optimized lubrication system for constantly high clamping forces
- ⊕ Compact design with reduced interfering contours for optimum workpiece accessibility, ideal working space utilization and optimum chip flow
- ⊕ Sturdy and low-backlash jaw guides for high repeatability

TECHNICAL FEATURES

- Jaws with cross tenon and serration

KZS-PG = power-operated, centering, vice, pneumatically, large jaw stroke

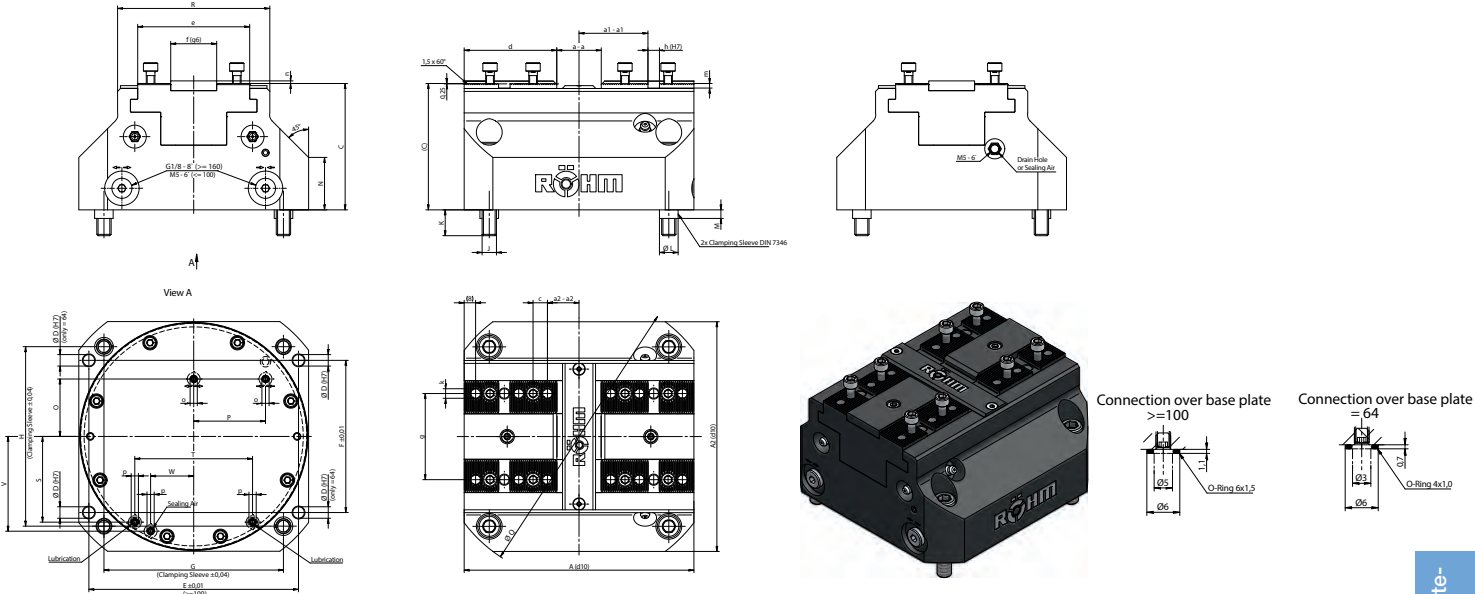


Power-operated centering vices KZS-PG

The power-operated centering vices are also available with integrated stroke sensor, which serves for clamping control and ensures optimum process monitoring and thus optimal process reliability.



KZS-PG - large jaw stroke



Power-operated centering vice **KZS-PG (large jaw stroke)**, basic jaws with serration 1.5 x 60° and cross-tenon interface

Item No.	181483	181487	181491	181495
Item no. with inductive sensors	181583 ▲	181587 ▲	181591 ▲	181595 ▲
Size	KZS-PG 100	KZS-PG 160	KZS-PG 200	KZS-PG 250
A1 mm	100	160	200	250
Jaw stroke B mm	7	9.5	12.1	17.6
C mm	69.2	82.2	90.2	98.2
D H7 mm	6 - 12T	8 - 14T	8 - 14T	10 - 20T
E±0.01 mm	90	146	184	230
F±0.01 mm	64	106	146	154
G±0.04 mm	80	125	160	200
H±0.04 mm	80	125	160	200
J mm	M8	M10	M10	M12
K mm	15	18	18	20
L mm	11	13	13	16
M mm	4.5	6	6	6
N mm	34.8	31.5	34.2	35.7 (50°)
O mm	32	40	50	64
P mm	29.5	50	65	75
Q mm	130	200	250	310
R mm	68	106	140	166
S mm	34.5	59.7	72.5	92.6
T mm	55	82	110	139.6
V mm	44	74	87.7	110.8
W mm	25.5	32	48	60
a mm	20.2 - 33	25 - 44	32 - 56.2	41 - 76.2
a1 mm	25.5 - 32.5	44.8 - 54.3	54.5 - 66.6	51.5 - 69.1
a2 mm	14.5 - 21.5	18.8 - 28.3	28.5 - 40.6	32.5 - 50.1
b mm	7.5	11.2	11.5	15
c mm	7	10	10	12
d mm	40.5	67.5	81	99
e mm	47	78	102	125
f ⁹⁶ mm	20	32	40	50
g mm	35	60	80	90
h ^{H7} mm	6	8	8	10
k	M6 - 9T	M8 - 12T	M8 - 16T	M10 - 19T
k1	5	6	7	7
m mm	2.7	3.2	3.2	4
n mm	1.8	1.8	2.3	2.3
o mm	M4	M5	M6	M6
p mm	M4	M5	M5	M5
Max. operating pressure bar	9	9	9	6
Max. total clamping force kN	8	20	24	21
Weight kg	3.65	10.5	18.9	30.4
Cylinder volume (double stroke) cm ³	180	600	900	1760
Closing time s	0.25	0.5	0.6	1.1
Clamping repeatability mm	0.01	0.02	0.03	0.03

Power-operated centering vices KZS-PG



Power-operated centering vices

Jaws KZS-P / KZS-PG

C 21

Soft top jaws, 2-jaw set, can be hardened serration 60° - material: 16MnCr5



Item no.	Size	Jaw length mm	Jaw height mm	Jaw width mm
166138	64	25	20	34
166140	100	42	25	55
166142	160	60	40	80
166144	200	75	45	100
166146	250	90	50	125

C 21

Soft top jaws, 2-jaw set tongue and groove, high design, material: 16MnCr5



Item no.	Size	Jaw length mm	Jaw height mm	Jaw width mm
166126	64	28,5	35	34
166128	100	47	48	55
166130	160	76	77,5	80
166132	200	96	85	100
166134	250	120	100	125

Jaws KZS-P / KZS-PG

Accessories KZS-P / KZS-PG

C15

Grease F91 for vices, for lubrication and conservation of chucking power



Item no.	Design	Contents
777021 ▲	Cartridge	0,4 kg

C15

Grease gun DIN1283



Item no.	Connection	Contents of delivery
329093	M10x1	150 mm nozzle tube bent, needlepoint mouthpiece, top mouthpiece, 300 mm high pressure hose with 4 jaw hydraulics cross mouthpiece



Notes

Notes



Power-operated centering vices

KZS-H



APPLICATION

Optimally suited for use in 3-, 4- and 5-axis machining centers as well as on all common zero-point clamping systems

TYPE

Hydraulically actuated centering vice in standard design. Optionally with inductive sensors. 2-jaws version.

CUSTOMER BENEFITS

- ⊕ Jaw stroke expanded by up to 20% for a larger clamping range
- ⊕ Highest clamping forces of up to 55 kN, optimal results and process reliability through precision wedge hook system
- ⊕ Optimized lubrication system for constantly high clamping forces
- ⊕ Compact design with reduced interfering contours for optimum workpiece accessibility, ideal working space utilization and optimum chip flow
- ⊕ Sturdy and low-backlash jaw guides for high repeatability

TECHNICAL FEATURES

- Jaws with cross tenon and serration

KZS-H = power-operated, centering, vice, hydraulically



Power-operated centering vices KZS-H

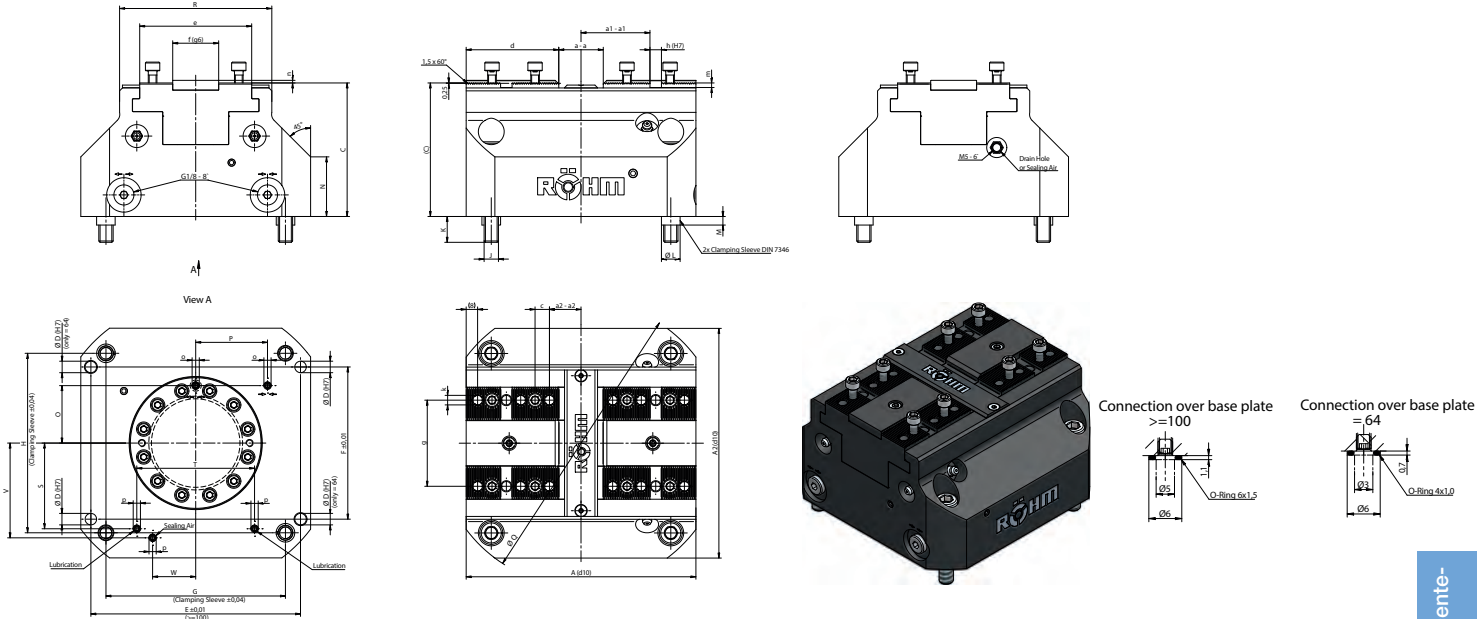
The power-operated centering vices are also available with integrated stroke sensor, which serves for clamping control and ensures optimum process monitoring and thus optimal process reliability.





Power-operated centering vices

KZS-H



Power-operated centering vice KZS-H (standard jaw stroke), basic jaws with serration 1.5 x 60° and cross-tenon interface

Item No.	181481	181484	181488
Item no. with inductive sensors	181581 ▲	181584 ▲	181588 ▲
Size	KZS-H 64	KZS-H 100	KZS-H 160
A1 mm	64	100	160
Jaw stroke B mm	2.3	2.3	3.5
C mm	55.7	74.2	87.2
D H7 mm	4 - 7.5T	6 - 12T	8 - 14T
E±0.01 mm	36	90	146
F±0.01 mm	56	64	106
G±0.04 mm	50	80	125
H±0.04 mm	50	80	125
J mm	M6	M8	M10
K mm	12	15	18
L mm	8	11	13
M mm	4	4.5	6
N mm	31.2	39.8	36.5
O mm	17	32	40
P mm	17	29.5	50
Q mm	84	130	200
R mm	45	68	106
S mm	21.1	34.5	59.7
T mm	33.6	55	82
V mm	-27.5	44	74
W mm	0	25.5	32
a mm	12.8 - 17.4	20.4 - 25	24 - 31
a1 mm	12.9 - 15.2	25.7 - 28	44.5 - 48
a2 mm	9.9 - 12.2	14.7 - 17	18.5 - 22
b mm	4.8	5	8
c mm	5	7	10
d mm	23.3	37.5	64.5
e mm	30	47	78
f ⁹⁶ mm	14	20	32
g mm	24	35	60
h ^{H7} mm	4	6	8
k	M4 - 7T	M6 - 9T	M8 - 12T
k1	4	5	6
m mm	2.7	2.7	3.2
n mm	1.8	1.8	1.8
o mm	M3	M4	M5
p mm	M3	M4	M5
Max. operating pressure bar	60	60	60
Max. total clamping force kN	4.5	18	45
Weight kg	1.45	4.55	13.3
Cylinder volume (double stroke) cm ³	7	30	100
Closing time s	0.4	1.1	1.6
Clamping repeatability mm	0.01	0.01	0.02



Power-operated centering vices

KZS-HG - large jaw stroke



APPLICATION

Optimally suited for use in 3-, 4- and 5-axis machining centers as well as on all common zero-point clamping systems

TYPE

Hydraulically actuated centering vice with large jaw stroke. Optionally with inductive sensors. 2-jaws version.

CUSTOMER BENEFITS

- ⊕ Jaw stroke expanded by up to 20% for a larger clamping range
- ⊕ Highest clamping forces of up to 55 kN, optimal results and process reliability through precision wedge hook system
- ⊕ Optimized lubrication system for constantly high clamping forces
- ⊕ Compact design with reduced interfering contours for optimum workpiece accessibility, ideal working space utilization and optimum chip flow
- ⊕ Sturdy and low-backlash jaw guides for high repeatability

TECHNICAL FEATURES

- Jaws with cross tenon and serration

KZS-HG = power-operated, centering, vice, hydraulically, large jaw stroke



Power-operated centering vices KZS-HG

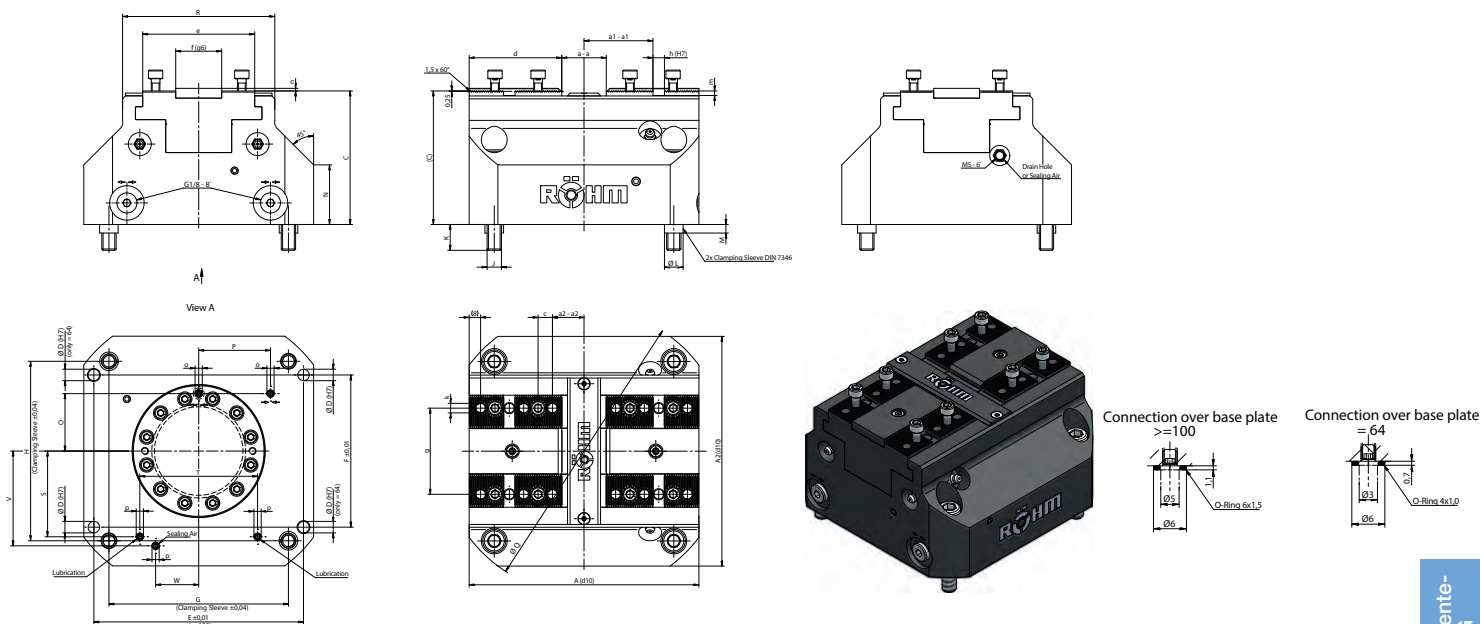
The power-operated centering vices are also available with integrated stroke sensor, which serves for clamping control and ensures optimum process monitoring and thus optimal process reliability.





Power-operated centering vices

KZS-HG - large jaw stroke



Power-operated centering vice **KZS-HG (large jaw stroke)**, basic jaws with serration 1.5 x 60° and cross-tenon interface

Item No.	181485	181489	181493	181497
Item no. with inductive sensors	181585 ▲	181589 ▲	181593 ▲	181597 ▲
Size	KZS-HG 100	KZS-HG 160	KZS-HG 200	KZS-HG 250
A1 mm	100	160	200	250
Jaw stroke B mm	7	9.5	12.1	17.6
C mm	74.2	87.2	95.2	103.2
D H7 mm	6 - 12T	8 - 14T	8 - 14T	10 - 20T
E±0.01 mm	90	146	184	180
F±0.01 mm	64	106	146	200
G±0.04 mm	80	125	160	180
H±0.04 mm	80	125	160	200
J mm	M8	M10	M10	M12
K mm	15	18	18	20
L mm	11	13	13	16
M mm	4.5	6	6	6
N mm	39.8	36.5	39.2	57.5 (50°)
O mm	32	40	50	80
P mm	29.5	50	65	45
Q mm	130	200	250	310
R mm	68	106	140	166
S mm	34.5	59.7	72.5	50
T mm	55	82	110	140
V mm	44	74	87.7	70
W mm	25.5	32	48	50
a mm	20.2 - 33	25 - 44	32 - 56.2	41 - 76.2
a1 mm	25.5 - 32.5	44.8 - 54.3	54.5 - 66.6	51.5 - 69.1
a2 mm	14.5 - 21.5	18.8 - 28.3	28.5 - 40.6	32.5 - 50.1
b mm	7.5	11.2	11.5	15
c mm	7	10	10	12
d mm	40.5	67.5	81	99
e mm	47	78	102	125
f ^{Ø6} mm	20	32	40	50
g mm	35	60	80	90
h ^{H7} mm	6	8	8	10
k	M6 - 9T	M8 - 12T	M8 - 16T	M10 - 19T
k1	5	6	7	7
m mm	2.7	3.2	3.2	4
n mm	1.8	1.8	2.3	2.3
o mm	M4	M5	M6	M6
p mm	M4	M5	M5	M5
Max. operating pressure bar	120	120	60	60
Max. total clamping force kN	16	40	50	50
Weight kg	4.65	13.5	22.9	35.2
Cylinder volume (double stroke) cm ³	30	100	300	420
Closing time s	1.1	1.6	2.1	3
Clamping repeatability mm	0.01	0.02	0,03	0,03

Power-operated centering vices KZS-HG



Power-operated centering vices

Jaws KZS-H / KZS-HG

C 21

Soft top jaws, 2-jaw set, can be hardened serration 60° - material: 16MnCr5



Item no.	Size	Jaw length mm	Jaw height mm	Jaw width mm
166138	64	25	20	34
166140	100	42	25	55
166142	160	60	40	80
166144	200	75	45	100
166146	250	90	50	125

C 21

Soft top jaws, 2-jaw set tongue and groove, high design, material: 16MnCr5



Item no.	Size	Jaw length mm	Jaw height mm	Jaw width mm
166126	64	28,5	35	34
166128	100	47	48	55
166130	160	76	77,5	80
166132	200	96	85	100
166134	250	120	100	125

Jaws KZS-H / KZS-HG

Accessories KZS-H / KZS-HG

C15

Grease F91 for vices, for lubrication and conservation of chucking power



Item no.	Design	Contents
777021 ▲	Cartridge	0,4 kg

C15

Grease gun DIN1283



Item no.	Connection	Contents of delivery
329093	M10x1	150 mm nozzle tube bent, needlepoint mouthpiece, top mouthpiece, 300 mm high pressure hose with 4 jaw hydraulics cross mouthpiece



Notes

Notes